

barkman™



SPACES

2

Inspiration

8

Residential Applications

10 Driveways

14 Patios

20 Paths

24 Pool Decks

28 Grand Walls & Steps

32 Garden Walls

34 Landscape Kits

35 Fireplaces & Fire Pits

38 Pizza Oven

39 Pillars

40 Outdoor Kitchens

44 Site Furnishings

46 Small Spaces

48

Commercial Applications

50 Streetscapes

54 Walkways

58 Parks

62 Retaining Walls

66 Rooftops & Patios

70 Commercial Site Furnishings

72 Junction Site Furnishings

74

Pavers

89

Slabs

97

Walls & Steps

114

Finishing Touches

118

Landscape Kits

130

Site Furnishings

142

Important Information

143

Basic Paver Installation

144

Basic Wall Installation

145

Our Locations



On solid footing, for generations to come.



In 1948, my father, Peter Barkman, along with his two brothers started a hardware store in Steinbach, Manitoba, with the simple hope of making a living. While providing poured-in-place concrete septic tanks, the brothers saw an opportunity to improve upon the design and invented a precast concrete tank that streamlined the production process. Realizing the benefits of precast concrete, the company

soon began manufacturing precast steps and was among the first to bring in segmental concrete pavers to North America.

Innovation still makes up the fabric of Barkman’s culture and drives us to constantly improve our products, processes and capabilities every day. For over 70 years, innovation has allowed us to grow as a Canadian family business and has brought us from our humble beginnings to where we are today.

Now, as Barkman transitions into the third generation of family ownership, I am confident that we are well equipped to continue serving you by creating concrete solutions.

Alan Barkman
Chief Executive Officer

Inspiration arrives in many shapes and sizes

Using colour, texture and scale as our bedrock design tenets, our product lines can express any aesthetic you're able to imagine. From classic to ultra-modern, we invite you to explore our limitless options, all built to help you craft the outdoor living space of your dreams.





COLOUR

Your space deserves
our full spectrum of colours.

From rich creams and pleasing neutrals to various shades of greys and vibrant hues, Barkman offers a wide selection of colours to suit any outdoor space. Our standard colours can be special ordered in all paving stone sizes and styles with custom colours available upon request and minimum orders. Let us help you showcase your style as you make your living space your own.



TEXTURE

We've got texture for days,
and reliability for decades.

Texture is an integral part of nature, and should be a key consideration in creating your outdoor living space. Whether you're looking to create a striking contrast or adapt a more unified approach, our palette of unique textures will ensure a welcome complement to your space.

SCALE



From big statements to tiny details
one size never fits all.

Scale and proportion are critical design principles, and cannot be overlooked when creating an outdoor living space. The possibilities are endless, and our array of sizes and shapes make it possible to create the perfect size relationship to suit your space.

THE PERFECT FINISH



Bringing it all together.

Whether you're undertaking a DIY project or a top-to-bottom landscape installation, Barkman products are engineered to breathe life in to every outdoor living space. The range and depth of our product lines ensures your vision can be fully expressed at every touchpoint.



Residential Applications

Large or small, classic or contemporary, we have a solution that will perfectly suit the needs of your property. Looking for inspiration? Look no further than our proven track record of exquisite residential projects.



Driveways

Make a big first impression,
it's the only way to roll

Your driveway creates a vital first impression of your home, setting the aesthetic tone for the rest of your property. While exceptional design is critical, our pavers are also engineered to easily withstand the rigours of automotive traffic and Canada's extreme climate fluctuations.



- ▲ Roman Pavers (page 78)
- ◀ Verano Pavers (page 80)
- ◀◀ Navarro Pavers (page 85)



Watch your weight:
For driveway applications, be sure to choose a paver that is rated for vehicular use.



Design Tip: Interlock for stability

An interlocking design can create additional strength to support a visually compelling style.



- ▲ Holland Pavers (page 77)
- ◀ Cobble Pavers (page 83)
- ▶ Broadway 100mm Pavers (page 86)



Patios

Take it up a level,
at every level

A well-designed patio is a tribute to the joy of outdoor living. Large or small, Barkman Patios can complement any space to create the ultimate entertaining area for family and friends. Our vast selection of pavers and slabs ensures timeless style paired with lasting durability.

- ▲ Grand Flagstone Slabs (page 96)
- ▶ Dimensional Flagstone Slabs (page 95), Bridgewood Slabs (page 91) and Belvedere Walls (page 100)
- ◀ Lexington Slabs (page 94) and Stackstone Walls (page 110)



Planning Tip:
Phase it in
Consider planning your space in phases, scaling up as your budget and needs permit.






◀ Roman Pavers (page 78) and Outcropping Walls (page 106)

▼ Fjord Pavers (page 82) with Broadway 65mm Pavers (page 81) as border

▶▶ Broadway 65mm Pavers (page 81). This features a premium colour, Quartz, which showcases an enhanced smooth surface finish.



Planning Tip: Calculate your next move
Visit barkmanconcrete.com/calculator to help plan a materials list for your project.



- ▶ Navarro Pavers (page 85), Rosetta Dimensional Steps (page 112) and Pisa2 Walls (page 107)
- ▼ Rosetta Dimensional Flagstone Slabs (page 95)
- ▶▶ Broadway Planks 100mm Pavers (page 87)



Make a perfect match
When designing your outdoor living space, consider the architectural style of your home to help choose a complementary landscape style.



Paths

Start every journey on solid footing

A well-designed path can add comfort and charm to areas that would otherwise be considered utilitarian. Our array of pavers and slabs make for limitless possibilities that will transform how you move throughout your outdoor living space.



Design Tip: Look in the right direction
Use your pathway as a way to direct sightlines to points of interest throughout your space.



- ▲ Broadway 65mm Pavers (page 81)
- ♦ Fjord Pavers (page 82) with Broadway 65mm as border (page 81)
- ♦♦ Bridgewood Slabs (page 91)



A style to suit your tastes
 From linear to organic, solid to divided, our pavers and slabs offer countless choices for creating the ideal path for your space.



- ▲ Cobble Pavers (page 83)
- ▶ Flagstone Pavers (page 76), Holland Pavers as border (page 77) and Rosetta Dimensional Steps (page 112)
- ▶▶ Broadway 65mm Pavers in Quartz (page 81)



Pool Decks

Dive in, the options
are breathtaking

Your investment deserves to look and perform its absolute best. Barkman products serve as the perfect complement to any style of pool with unmatched reliability to ensure you'll make years of lasting memories.



Design Tip:
Keep the focus
Your pool is the focal point of your space. Be sure to plan your layout to accentuate it as the central element.



- ▲ Fjord Pavers (page 82)
- ▲ Bridgewood Slabs (page 91)
- ▲ Rosetta Dimensional Flagstone Slabs (page 95) and Rosetta Kodah Walls (page 104)




Construction

Tip: Know your limits

Pools decks are inherently complex in their construction. Be sure to consult an expert before starting your project.



- ▲ Rosetta Dimensional Flagstone Slabs (page 95) and Bridgewood Walls (page 101)
- ▶ Roman Pavers (page 78) and Bullnose Pavers (page 75)
- ▶ Lexington Slabs (page 94)



Live on the edge

Our Bullnose paver is the perfect complement to add functionality and style to your pool deck.





Grand Walls & Steps

Make a grand statement,
and set it in stone

- Rosetta Outcropping Walls (page 106) and Mesa Flagstone Pavers (page 84)
- ▾ Architextures Walls (page 98)
- ◀ Keystone Compac III Walls (page 103)



Planning Tip:
Scale it to suit
Scale of wall size should be in relation to the size of your property. It should be a noticeable feature, but not feel overbearing.

We offer a wide variety of retaining wall options to suit any design idea for small and large scale projects. The quality and diversity of our wall products allow you to incorporate steps, tiers, and planting beds into your design.



- ▲ Broadway 65mm Pavers (page 81), Rosetta Kodah Walls (page 104) and Rosetta Dimensional Fire Pit (page 122)
- ◀ Architextures Walls (page 98) and Lexington Slabs (page 94)
- ▶▶ Rosetta Belvedere Walls (page 100)



Garden Walls

Fuse design and nature for a striking impression

Perfect for retaining flower beds or as freestanding accent dividers, these fully customizable garden walls are not only functional, but will also improve your home's curb appeal. You can even accent them with one of our Pillar kits for an added touch.



Options, options, options!
The styles, shapes and sizes afforded by our wall products are endless.



- ⬆ Architextures Walls (page 98)
- ⬆ Keystone Compac III Walls (page 103)
- ⬆ Fjord Pavers (page 82) and Architextures Walls (page 98)
- ⬆ Architextures Walls (page 98)

Landscape Kits

Designed to minimize complexity and maximize your enjoyment

Fireplaces & Fire Pits

Whether you are entertaining friends or enjoying a quiet night for two, time spent around one of our fireplaces is sure to help you unwind. As complete kits, they come with detailed instructions and materials, so you can start enjoying long evenings getting cozy with our warm fireplaces today.



Design Tip:
**Big upgrades
at a small cost**

Fire pits provide a fantastic return on investment, truly transforming your entire space with minimal expense.

- ▲ Quarry Stone Fireplace with Wood Storage (page 119) and Bridgewood Slabs (page 91)
- ♦ Quarry Stone Compact Fireplace with Wood Storage (page 119) and Bridgewood Slabs (page 91)
- ◀◀ Quarry Stone Fireplace with Wood Storage (page 119)



- ▲ Architextures Fire Pit (page 120) and Fjord Pavers (page 82)
- ◀ Rosetta Dimensional Fire Pit (page 122), Broadway 65mm Pavers (page 81) and Rosetta Kodah Walls (page 104)
- ▼ StackStone Fire Pit (page 122) and Verano Pavers (page 80)
- ▶ Rosetta Belvedere Fire Pit (page 121), Mesa Flagstone Pavers (page 84), Cobble Pavers (page 83) and Rosetta Grand Flagstone Slabs (page 96)



Planning Tip: Say it with an accent
Install a fireplace or fire pit as an upgrade to accent an existing patio.



Pizza Oven

Take outdoor cooking to a new level of excitement with our Quarry Stone Pizza Oven kit. The easy-to-assemble kit creates a stylish and compact pizza oven perfect for any backyard or patio. It provides the perfect spot to cook fresh gourmet pizzas and other oven-baked recipes outdoors.



↔ Quarry Stone Compact Pizza Oven (page 124)



Pillars

Our pillars add the perfect touch of charm to any driveway entrance or backyard setting. Incorporate them as a stand-alone design element, or as part of a garden wall.



▲ Rosetta Belvedere Pillar (page 123)



▶ Quarry Stone Pillar (page 123)

Outdoor Kitchens

Move the party outside and create a space that’s perfect for cooking and entertaining. Whether you are updating an existing property, or creating something completely new, Barkman Outdoor Kitchen Kits are tailored to suit spaces both large and small. Our kits can be updated over time to add features as your taste and budget evolve.



- ◀ Quarry Stone Grill Base (grill head not included in kit) (page 126), Quarry Stone Corner Unit (page 128), Quarry Stone Fridge Surround (fridge unit not included in kit) (page 127) and Roman Paver (page 78)
- ▼ Two Quarry Stone Grill Surrounds (grill unit not included in kit) (page 126), Quarry Stone Corner Unit (page 128) and Quarry Stone Bar Counter (page 127)
- ▶ Quarry Stone Curved Bar (page 129), Quarry Stone Grill Base (grill head not included in kit) (page 126), Quarry Stone Corner Unit (page 128), Quarry Stone Fridge Surround (fridge unit not included in kit) (page 127), Quarry Stone End Unit (page 128) and Roman Pavers (page 78)





- The Quarry Stone Rocket Stove (page 125) has a highly efficient small combustion stove with an intelligent design that makes use of any small fuel source such as twigs and small branches.



Planning Tip: Bring your kitchen outdoors

Kitchens are the heart of the home, a place where everyone gathers and mingles. Achieve the same appeal outdoors by expanding your living space and breathing new life into your backyard.

- Quarry Stone Compact Pizza Oven (page 124), Quarry Stone End Units (page 128), Quarry Stone Bar Counter (page 127), Quarry Stone End Units (page 128) with Extended Countertops and Broadway 65mm Pavers (page 81)
- Quarry Stone Wood Grill (page 125) surrounded by Quarry Stone Storage Units (page 129) on both sides. The Quarry Stone Wood Grill provides a camping cooking experience in your own backyard. It comes with a food grade stainless steel top so you can grill with ease and a spark arrestor which provides easy grill access.

Site Furnishings

Make it yours,
down to the last detail

Add equal parts panache and function with our wide selection of attractive Site Furnishing options. We have unlimited shapes and colour combinations to choose from, and our simple, yet classic styling makes our furnishings ideal for almost any application.

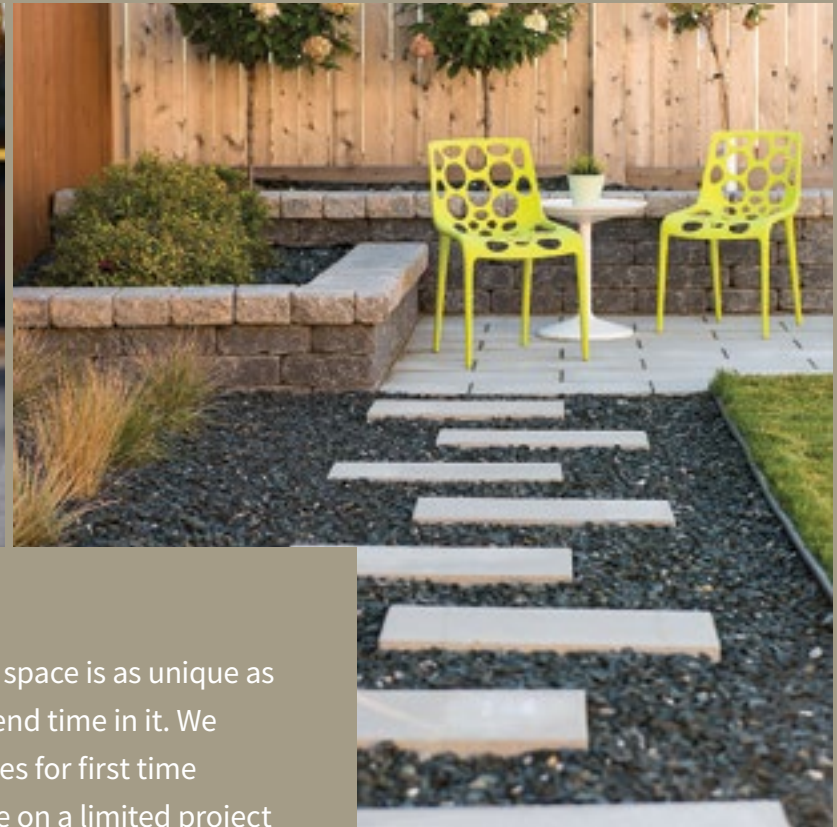
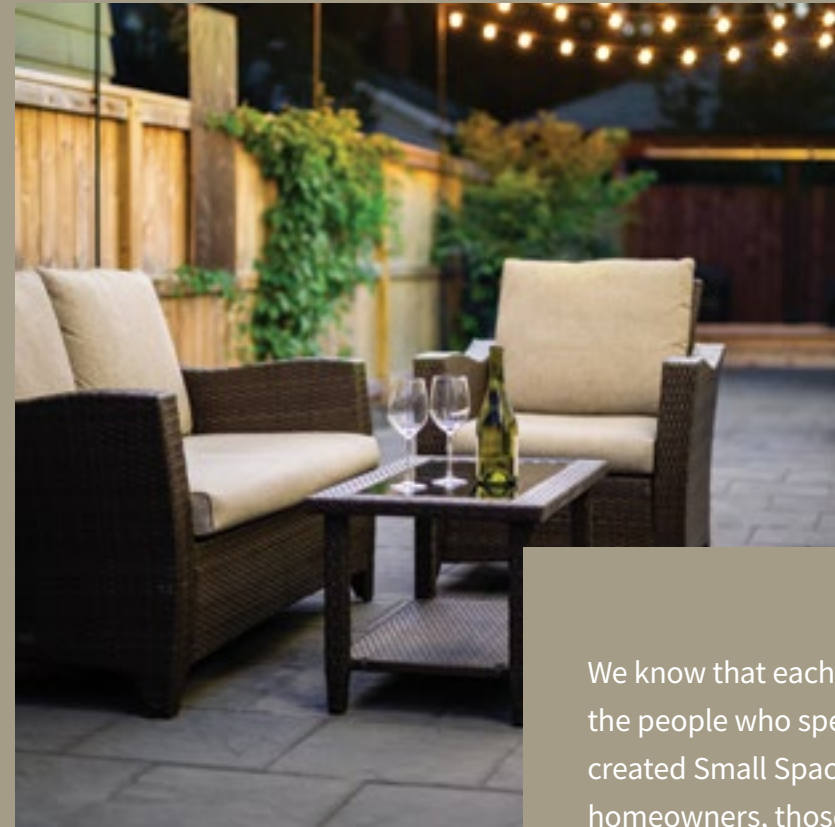


- ▲ Cast Bench (page 134), Quarry Stone Walls (page 108) and Bridgewood Slabs (page 91)
- ▲ One40Two Bench (page 137) and Quarry Stone Walls (page 108)
- ◀ Skyline Bench (page 137) and Holland Pavers (page 77)
- ◀◀ Cast Planter (page 133)

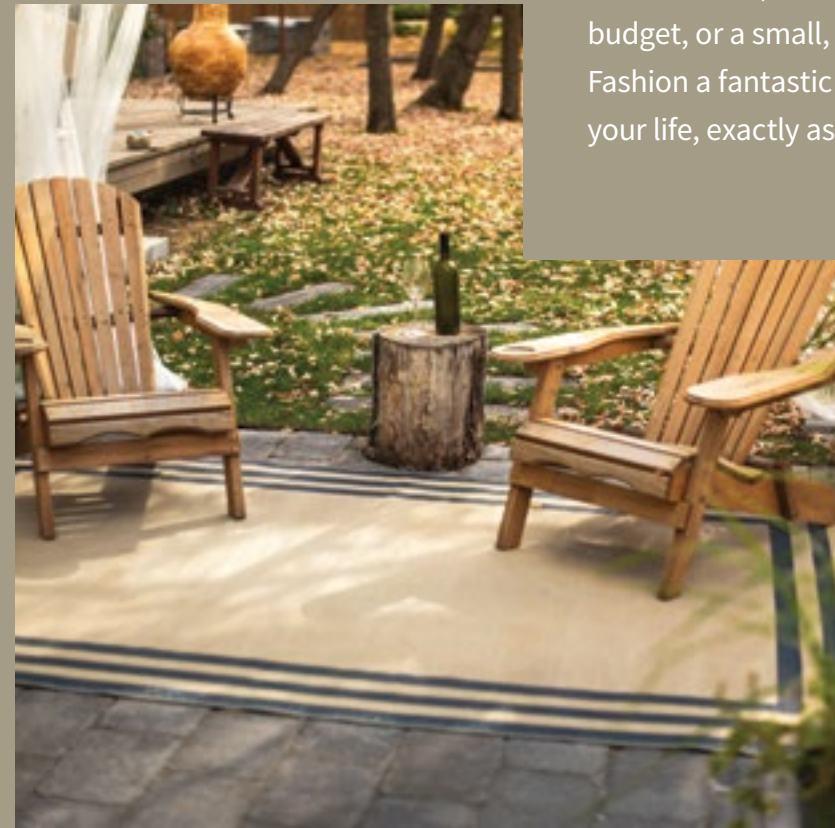


Small Spaces

Start small, start something spectacular



We know that each space is as unique as the people who spend time in it. We created Small Spaces for first time homeowners, those on a limited project budget, or a small, urban backyard. Fashion a fantastic backyard that fits your life, exactly as you live it right now.





Commercial Applications

We recognize that when it comes to commercial work, the pressure is on and the stakes are high. Partnering with us ensures your project is backed by decades of experience in developing successful commercial solutions.



Streetscapes

A superior solution that adds mileage to every project

- ▶ Broadway 100mm Pavers (page 86)
- ▶▶ Broadway 100mm Pavers (page 86)
- ◀ Broadway 100mm Pavers (page 86)

Tough environments require the toughest products. Our hardscapes are engineered to handle the demands of vehicular traffic while adding a unique design signature to any public space.





- ◀ Broadway 100mm Pavers (page 86)
- ▼ Colonial Eco Pavers (page 88)
- ◀◀ Broadway Planks 100mm Pavers (page 87)



Planning Tip:
Permeable pavers are great options for streetscapes applications. They allow projects to meet post-construction best management practice requirements for the reduction of runoff and pollutants.



Walkways

Move foot traffic with head-turning elegance



▲ Broadway 100mm Pavers (page 86)

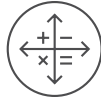
Using our endless array of colours, textures and sizes, you can transform any public walkway – typically thought of as a utilitarian necessity – into an aesthetically-pleasing piece of environmental design.



▲ Bridgewood Slabs (page 91)

▲ Broadway Planks 100mm Pavers (page 87)

◀ Broadway 65mm Pavers (page 81)



Planning Tip:

Explore a converging path option to reduce foot traffic congestions. Whenever possible, consider winding walkway to create a visually interesting commercial space.



- ▲ Flagstone Pavers (page 76)
- Holland Pavers (page 77)
- Broadway 100mm Pavers (page 86)





Parks

The meeting place of
form, function and fun.

Our products play as hard as they work, and nowhere is that more evident than in our many park applications. Large or small, urban or rural, Barkman hardscapes and site furnishings are made to adapt to any type of park design.



Plan to play
With our custom solutions you can plan to integrate unique touchpoints throughout your project.



- [Broadway Planks 100mm Pavers \(page 87\)](#)
- [Broadway 65mm Pavers \(page 81\)](#)
- [Broadway 100mm Pavers \(page 86\)](#)



Planning Tip:
Consider the natural terrain. In many cases, it's best to work with the ground, not against it. Existing slopes, banks and flat spaces enhance the native feel of a park.



Designed to adapt
The Broadway line of pavers has various sizing and colour options to suit any park size and shape.



- ▲ Broadway 100mm Pavers (page 86)
- ▲ Flagstone Pavers (page 76)
- Broadway 65mm Pavers (page 81)



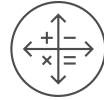
Retaining Walls

Awesome capacity working in harmony with nature

Taming massive quantities of earth and working against the force of gravity requires serious capabilities. Our robust retaining wall solutions ensure that everything stays in its place for the long haul.



- ◀ Keystone Compac III Walls (page 103)
- ▲ Architextures Walls (page 98)
- ◀◀ MagnumStone Walls (page 105)



Planning Tip:

Water is the main culprit behind most retaining wall failures. It is then important to plan for horizontal or vertical drainage in order to reduce blockage and sediment buildup behind the retaining wall.



▲ Rosetta Outcropping Walls (page 106)

▲ MagnumStone Walls (page 105)

▸ Rosetta Kodah Walls (page 104)

▸▸ Rosetta Belvedere Walls (page 100), Rosetta Dimensional Steps (page 112) and Rosetta Dimensional Flagstone Slabs (page 95)




Rooftops & Patios

Uncompromising style,
from top to bottom



- ◀ Lexington Slabs (page 94)
- ▼ Broadway 65mm Pavers (page 81)
- ◀◀ Cast Bench with Back (page 134), Cast Planter (page 133), Cast Patio Table (page 135) and Broadway 65mm Pavers (page 81)

Whether at ground level, or hundreds of feet in the sky, a patio or rooftop from Barkman is made to endure the rigours of intense commercial use.





Planning Tip:
Rooftop installations provide durability, protection and performance from harsh weather conditions while providing drainage and a level walking surface. It can be installed on a granular base or on pedestals for applications that require it.




- ▲ Lexington Slabs (page 94)
- ▲ Broadway Planks 100mm Pavers (page 87)
- ◀ Bridgewood Slabs (page 91)
- » Lexington Slabs (page 94) and Architextures Walls (page 98)




Commercial Site Furnishings

The perfect complement
for a successful project



- ▲ Skyline Bench (page 137)
- Cast Planter (page 133)
- ▼ Cast Benches with Back (page 134), Cast Planters (page 133) and Broadway 65mm Pavers (page 81)
- ◀ One40Two Benches (page 137) and Cast Planter (page 133)

Designed to seamlessly integrate with our hardscape products, our site furnishings allow you to add the perfect details and finishing touches to any project.



Planning Tip:
Our Cast Wheelchair
Patio Table (page 135)
creates an accessible
option as many cities
and provinces move
towards making it a
legal requirement to
install accessible seating
and tables at all-new
locations.

JUNCTION

SITE FURNISHINGS

Junction is Barkman's latest site furnishings system. It is comprised of three sizes with multiple configurations that can be used separately or with one another to form a complete seating system. 45", 60", and 90" lengths are available.



Pavers

Barkman pavers offer a wide selection of options for your patio, walkway, driveway or parking space. Proven through testing and years of real world applications, we believe we have a paver for any aspiring design.

The pavers section is organized by paver heights to make it easier for you to select the right pavers for your landscape project:

60 mm	65 mm	80 mm	100 mm
75	81	83	86

Bullnose 60mm



COLOURS



Charcoal

SIZES (LxWxH)



305 x 152 x 60 mm
12.00 x 6.00 x 2.36 in

APPLICATIONS




Pedestrian

Bullnoses pavers are primarily used as a border paver around pool decks or as a step cap.

Flagstone 60mm

COLOURS



Antique Brown



Sierra Grey

SIZES (L x W x H)



457.3 x 379.1/228 x 60 mm
18 x 14.92 /8.98 x 2.36 in

APPLICATIONS



Pedestrian




Holland 60mm

COLOURS



Antique Brown



Charcoal



Natural



Sierra Grey

SIZES (L x W x H)



210 x 210 x 60 mm
8.27 x 8.27 x 2.36 in



210 x 105 x 60 mm
8.27 x 4.13 x 2.36 in



Holland 8 cm
210 x 105 x 80 mm
8.27 x 4.13 x 3.15 in

APPLICATIONS



Pedestrian



Road/ Vehicular




Holland 210x210x60mm is only available in Charcoal and Sierra Grey colour. Holland 80mm is only available in Charcoal.

Roman 60mm

COLOURS



Antique Brown



Charcoal



Desert Buff



Sierra Grey

SIZES (L x W x H)



210 x 315 x 60 mm
8.27 x 12.40 x 2.36 in



210 x 262.5 x 60 mm
8.27 x 10.33 x 2.36 in



210 x 157.5 x 60 mm
8.27 x 6.20 x 2.36 in



210 x 105 x 60 mm
8.27 x 4.13 x 2.36 in

APPLICATIONS



Pedestrian



Road/ Vehicular




Roman Circle 60mm

COLOURS



Antique Brown



Charcoal



Sierra Grey

SIZES (OUTSIDE DIAMETER X H)

3148 x 60 mm
123.96 x 2.36 in

APPLICATIONS



Pedestrian



Road/ Vehicular



Verano 60mm

COLOURS



Charcoal



Sierra Grey

SIZES (L x W x H)



292.1 x 292.1 x 60 mm
11.5 x 11.5 x 2.36 in



292.1 x 146.1 x 60 mm
11.5 x 5.75 x 2.36 in



146.1 x 146.1 x 60 mm
5.75 x 5.75 x 2.36 in

APPLICATIONS



Pedestrian



Road/ Vehicular



All three sizes come in one pallet and are not sold individually.

Broadway 65mm


COLOURS



Amber



Ash



Charcoal



Natural



Quartz



Sandstone



Sterling

SIZES (L x W x H)



300 x 150 x 65 mm
11.81 x 5.91 x 2.56 in



300 x 300 x 65 mm
11.81 x 11.81 x 2.56 in



600 x 300 x 65 mm
23.62 x 11.81 x 2.56 in



600 x 600 x 65 mm
23.62 x 23.62 x 2.56 in

APPLICATIONS




Pedestrian



Quartz and Amber are created by dropping the colour pigments on the paving stone surface, resulting in a speckled look. Broadway 300 x 300 x 65mm can be used as a Stepping Stone.

Fjord 65mm

COLOURS



Bedrock



Glacier

SIZES (L x W x H)



300 x 300 x 65 mm
11.81 x 11.81 x 2.56 in



600 x 300 x 65 mm
23.62 x 11.81 x 2.56 in



600 x 600 x 65 mm
23.62 x 23.62 x 2.56 in

APPLICATIONS



Pedestrian



Cobble 80mm

COLOURS



Charcoal

SIZES (L x W x H)



300 x 150 x 80 mm
11.81 x 5.91 x 3.15 in



260 x 150 x 80 mm
10.24 x 5.91 x 3.15 in



220 x 150 x 80 mm
8.66 x 5.91 x 3.15 in



180 x 150 x 80 mm
7.09 x 5.91 x 3.15 in

APPLICATIONS



Pedestrian



Road/ Vehicular



All four sizes come in one pallet and are not sold individually. Cobble can also qualify as a permeable paver.

Mesa Flagstone 80mm

COLOURS



Sierra Grey



Sterling

SIZES (LxWxH)



613.3 x 330.8 x 80 mm
24.14 x 13.02 x 3.15 in

APPLICATIONS



Pedestrian




Road/ Vehicular



Navarro 80mm

COLOURS



Charcoal



Sierra Grey

SIZES (LxWxH)



306 x 459 x 80 mm
12.05 x 18.07 x 3.15 in



306 x 306 x 80 mm
12.05 x 12.05 x 3.15 in



306 x 153 x 80 mm
12.05 x 6.02 x 3.15 in

APPLICATIONS



Pedestrian



Road/ Vehicular



Broadway 100mm

COLOURS



Amber



Ash



Charcoal



Natural



Quartz



Sterling

SIZES (L x W x H)



300 x 150 x 100 mm
11.81 x 5.91 x 3.94 in



900 x 450 x 100 mm
35.43 x 17.72 x 3.94 in



300 x 300 x 100 mm
11.81 x 11.81 x 3.94 in



900 x 900 x 100 mm
35.43 x 35.43 x 3.94 in



600 x 300 x 100 mm
23.62 x 11.81 x 3.94 in

APPLICATIONS



Pedestrian



Road/ Vehicular

Broadway Planks 100mm

COLOURS




Amber



Ash



Charcoal



Natural



Quartz



Sterling

SIZES (L x W x H)



451 x 76 x 100 mm
17.76 x 2.99 x 3.94 in



400 x 100 x 100 mm
15.75 x 3.94 x 3.94 in



600 x 150 x 100 mm
23.62 x 5.91 x 3.94 in

APPLICATIONS



Pedestrian



Road/ Vehicular




Two new sizes, 100 x 400 x 100mm and 150 x 600 x 100mm are now added to complete our Broadway Plank family. Combine these with other Broadway 100mm sizes to create endless possibilities in your landscape projects.

Permeable and Erosion Control Pavements




Colonial Eco Paver

SIZES (LxWxH)




157 x 157 x 80 mm
6.18 x 6.18 x 3.15 in
Colours: Custom Order

APPLICATIONS



Pedestrian




Road/ Vehicular




Holland Eco Paver

SIZES (LxWxH)




210 x 105 x 80 mm
8.27 x 4.13 x 3.15 in
Colours: Custom Order

APPLICATIONS



Pedestrian




Road/ Vehicular




Turfstone Eco Paver

SIZES (LxWxH)




599 x 399 x 80 mm
23.58 x 15.71 x 3.15 in
Colour: Natural

APPLICATIONS



Pedestrian



Road/ Vehicular




Boardwalk Paver 80mm

SIZES (LxWxH)


All Boardwalk 80mm colours are special order.

All 8 sizes come in one pallet and are not sold individually.

APPLICATIONS



Pedestrian



Road/ Vehicular

Slabs


From the rustic wood grains of Bridgewood to the bold colours and textures of Lexington, Barkman offers a wide variety of slabs to suit any architectural style.

Arborwood

COLOURS



Kodiak Brown



Timber Wolf Grey

SIZES (L x W x H)



800 x 200 x 60 mm
31.5 x 7.87 x 2.36 in

APPLICATIONS



Pedestrian



Bridgewood

COLOURS



Cedar Brown



Weathered Grey

SIZES (L x W x H)



890 x 250 x 51 mm
35.04 x 9.84 x 2 in



595 x 250 x 51 mm
23.43 x 9.84 x 2 in



440 x 250 x 51 mm
17.32 x 9.84 x 2 in

APPLICATIONS




Pedestrian




Brookside

COLOURS



Charcoal



Hazel



Sierra Grey

SIZES (L x W x H)



400 x 400 x 50 mm
15.75 x 15.75 x 1.97 in



400 x 600 x 50 mm
15.75 x 23.62 x 1.97 in

APPLICATIONS



Pedestrian



Diamond Face

COLOURS



Natural

SIZES (L x W x H)



610 x 762 x 51 mm
24 x 30 x 2 in



610 x 610 x 51 mm
24 x 24 x 2 in



457 x 457 x 51 mm
18 x 18 x 2 in

APPLICATIONS



Pedestrian



The Diamond Face Slabs now feature an enhanced diamond texture.

COLOURS



Flint



Sandstone



Sterling

SIZES (L x W x H)



400 x 400 x 50 mm
15.75 x 15.75 x 1.97 in



400 x 600 x 50 mm
15.75 x 23.62 x 1.97 in

APPLICATIONS




Pedestrian



COLOURS



Copper Canyon



Fond du Lac



Northern Charcoal



Pacific Grey

SIZES (L x W x H)



610 x 610 x 51 mm
24 x 24 x 2 in



305 x 457 x 51 mm
12 x 18 x 2 in



457 x 610 x 51 mm
18 x 24 x 2 in



305 x 305 x 51 mm
12 x 12 x 2 in



457 x 457 x 51 mm
18 x 18 x 2 in



305 x 152 x 51 mm
12 x 6 x 2 in

APPLICATIONS



Pedestrian




All sizes come in one pallet and are not sold separately.

Rosetta® Grand Flagstone


COLOURS



Copper Canyon



Fond du Lac



Northern Charcoal



Pacific Grey

SIZES (L x W x H)



1067 x 965 x 51 mm
42 x 38 x 2 in

APPLICATIONS



Pedestrian



All sizes come in one pallet and are not sold individually.

Walls & Steps

Barkman’s wide selection of retaining walls and steps are as versatile as they are stylish. Whatever your project, large or small, Barkman has the wall system for you.

COLOURS



Ash



Flint



Sterling

SIZES (L x W x H)



Standard
150 x 900 x 285 mm
5.9 x 35.43 x 11.22 in



Copping
150 x 900 x 285 mm
5.9 x 35.43 x 11.22 in



Corner
150 x 900 x 285 mm
5.9 x 35.43 x 11.22 in

APPLICATIONS



Garden
Walls



Retaining
Walls



COLOURS



Sterling

SIZES (L x W x H)



Atlas Standard
150 x 900 x 285 mm
5.9 x 35.43 x 11.22 in



Atlas Copping
150 x 900 x 285 mm
5.9 x 35.43 x 11.22 in



Atlas Corner
150 x 900 x 285 mm
5.9 x 35.43 x 11.22 in

APPLICATIONS



Garden
Walls



Retaining
Walls



COLOURS



Copper Canyon



Fond du Lac



Northern Charcoal



Pacific Grey

SIZES (L x W x H)

Wall Pallet
152 x 457 [406] x 229 mm
6 x 18 [16] x 9 in

152 x 305 [254] x 229 mm
6 x 12 [10] x 9 in

152 x 152 [102] x 229 mm
6 x 6 [4] x 9 in

76 x 457 [406] x 229 mm
3 x 18 [16] x 9 in

76 x 305 [254] x 229 mm
3 x 12 [10] x 9 in

76 x 152 [102] x 229 mm
3 x 6 [4] x 9 in

Corner Pallet
76 x 381 [356] x 229 mm
6 x 15 [14] x 9 in

76 x 381 [356] x 229 mm
3 x 15 [14] x 9 in

Coping Pallet
57 x 457 [406] x 260 mm
2.25 x 18 [16] x 10.25 in

57 x 457 [432] x 260 mm
2.25 x 18 [17] x 10.25 in

57 x 305 [254] x 260 mm
2.25 x 12 [10] x 10.25 in

57 x 152 [102] x 260 mm
2.25 x 6 [4] x 10.25 in

APPLICATIONS



Garden Walls



Retaining Walls

Note: Rosetta Belvedere Walls are replicated from real stone moulds. Barkman uses enhanced manufacturing techniques to mitigate any height variation, however, some shimming may be required in installing this product.

COLOURS



Cedar Brown



Weathered Grey

SIZES (L x W x H)

152 x 1067 x 203 mm
6 x 42 x 8 in

APPLICATIONS



Garden Walls



Retaining Walls



Rosetta Belvedere Coping and Rosetta Dimensional Coping can be used on the Rosetta Belvedere Wall System.

Rosetta® Dimensional Wall

COLOURS




Copper Canyon



Fond du Lac



Northern Charcoal



Pacific Grey

SIZES (L x W x H)

Straight
102 x 305 x 203 mm
4 x 12 x 8 in

Wedge
102 x 305 [229] x 203 mm
4 x 12 [9] x 8 in

Coping
64 x 610 x 318 mm
2.50 x 24 x 12.50 in

64 x 457 x 318 mm
2.50 x 18 x 12.50 in
64 x 483 x 318 mm
2.50 x 19 x 12.50 in

APPLICATIONS



Garden Walls



Rosetta Belvedere Coping and Rosetta Dimensional Coping can be used on the Rosetta Belvedere Wall System.

Keystone Compac® III

COLOURS



Charcoal



Natural



Sierra Grey

SIZES (L x W x H)



Standard
203 x 457 x 305 mm
8 x 18 x 12 in



Corner
203 x 457.2 x 228.6 mm
8 x 18 x 9 in



Coping
100 x 450 x 300 mm
3.94 x 17.71 x 11.81 in

APPLICATIONS



Garden Walls



Retaining Walls



Note: Fiberglass alignment pins required for installation are sold separately.

COLOURS



Copper Canyon



Fond du Lac



Northern Charcoal



Pacific Grey

SIZES (L x W x H)

Wall Pallet
152 x 305 x 267 mm
6 x 12 x 10.5 in

Corner Pallet
152 x 533 x 267 mm
6 x 21 x 10.5 in

152 x 533 x 267 mm
6 x 21 x 10.5 in

152 x 762 x 267 mm
6 x 30 x 10.5 in

152 x 1067 x 267 mm
6 x 42 x 10.5 in

APPLICATIONS



Garden Walls



Retaining Walls

Note: All sizes come in one pallet and are not sold individually.



FACE OPTIONS



Boulder Face



Ledgestone Face



Stratum Face

COLOURS



Natural Grey

MagnumStone™ can be left as natural grey or custom colour stained after installation.

SIZES (L x W x H)

Face Size
610 x 1219 x 610 mm
24 x 48 x 24 in

APPLICATIONS



Garden Walls



Retaining Walls

Rosetta® Outcropping

COLOURS



Copper Canyon



Fond du Lac



Northern Charcoal



Pacific Grey

SIZES (L x W x H)

Pallet A
305 x 1067 x 610 [508] mm
12 x 42 x 24 [20] in
305 x 1219 x 610 [508] mm
12 x 48 x 24 [20] in
305 x 1524 x 610 [508] mm
12 x 60 x 24 [20] in
305 x 1676 x 610 [508] mm
12 x 66 x 24 [20] in

Pallet B
152 x 610 x 610 [508] mm
6 x 24 x 24 [20] in
152 x 914 x 610 [508] mm
6 x 36 x 24 [20] in
152 x 1219 x 610 [508] mm
6 x 48 x 24 [20] in
305 x 914 x 610 [508] mm
12 x 36 x 24 [20] in
305 x 1372 x 610 [508] mm
12 x 54 x 24 [20] in
305 x 1829 x 610 [508] mm
12 x 72 x 24 [20] in

Pallet C
152 x 610 x 610 [508] mm
6 x 24 x 24 [20] in
152 x 914 x 610 [508] mm
6 x 36 x 24 [20] in
610 x 1219 x 610 [508] mm
24 x 48 x 24 [20] in
457 x 1524 x 610 [508] mm
18 x 60 x 24 [20] in

Pallet D (Freestanding)
305 x 1524 x 762 mm
12 x 60 x 30 in
305 x 1219 x 762 mm
12 x 48 x 30 in
152 x 1219 x 762 mm
6 x 48 x 30 in

Pallet E (Freestanding)
305 x 1829 x 762 mm
12 x 72 x 30 in
305 x 914 x 762 mm
12 x 36 x 30 in
152 x 914 x 762 mm
6 x 36 x 30 in

Corner
305 x 1219 x 737 mm
12 x 48 x 30 in

Pallets A, B, C, D, E
include predetermined
block sizes that are not
sold separately.

APPLICATIONS



Garden
Walls



Retaining
Walls



Pisa2®

COLOURS



Charcoal



Sierra Grey

SIZES (L x W x H)

Standard
152 x 203 x 305 mm
6 x 8 x 12 in

12" Corner
152 x 305 x 229 mm
6 x 12 x 9 in

12" Splitface Coping
102 x 203 x 305 mm
4 x 8 x 12 in

APPLICATIONS



Garden
Walls



Retaining
Walls



Standard Pisa2 units are tapered to construct outside curves.

Quarry Stone

COLOURS



Charcoal



Sierra Grey



Smooth Charcoal

SIZES (L x W x H)



Standard
102 x 305 x 203 mm
4 x 12 x 8 in



Smooth Standard
102 x 305 x 203 mm
4 x 12 x 8 in

APPLICATIONS



Garden
Walls

RomanStack®

COLOURS



Charcoal



Desert Buff



Sierra Grey

SIZES (L x W x H)



Standard
102 x 203 [152] x 203 mm
4 x 8 [6] x 8 in



Coping
102 x 203 [152] x 203 mm
4 x 8 [6] x 8 in



Advanced Corner
102 x 280 [203] x 203 mm
4 x 11 [8] x 8 in

APPLICATIONS



Garden
Walls

COLOURS



Charcoal



Desert Buff



Sierra Grey

SIZES (L x W x H)



Standard
102 x 203 [152] x 203 mm
4 x 8 [6] x 8 in



Coping
102 x 203 [152] x 203 mm
4 x 8 [6] x 8 in



Advanced Corner
102 x 280 [203] x 203 mm
4 x 11 [8] x 8 in


APPLICATIONS



Garden
Walls



COLOURS



Cedar Brown



Weathered Grey

SIZES (L x W x H)



1200 x 400 x 140 mm
47.24 x 17.75 x 5.51 in

Colours for Bridgewood Steps are not exact replications of Bridgewood Slab's Weathered Grey and Cedar Brown.

Rosetta® Dimensional Steps

COLOURS



Copper Canyon



Fond du Lac



Northern Charcoal



Pacific Grey

SIZES (L x W x H)



3' length
914 x 457 x 178 mm
36 x 18 x 7 in



6' length
1829 x 762 x 178 mm
72 x 30 x 7 in



4' length
1219 x 457 x 178 mm
48 x 18 x 7 in




Rosetta® Irregular Steps

COLOURS



Copper Canyon



Fond du Lac



Northern Charcoal



Pacific Grey

SIZES (L x W x H)



1372 x 559 x 178 mm
54 x 22 x 7 in

1524 x 610 x 178 mm
60 x 24 x 7 in

1067 x 432 x 178 mm
42 x 17 x 7 in

1219 x 711 x 178 mm
48 x 28 x 7 in

1067 x 660 x 178 mm
42 x 26 x 7 in

1219 x 610 x 178 mm
48 x 24 x 7 in





I-Con Edger

COLOURS



Natural



Charcoal



Desert Buff

SIZES (L x W x H)



314 x 92 x 102 mm
12.375 x 3.625 x 4 in



Granite Edger

COLOURS



Charcoal

SIZES (L x W x H)



311 x 102 x 102 mm
12.25 x 4 x 4 in

Finishing Touches

With all that goes into a landscape project, you want to know that the job was finished properly. Our finishing products will make sure your project stays vibrant today, and for years to follow.

Base & Footing

Gator Base

Building a patio is hard work and one often overlooked piece is preparing the base.

For a light pedestrian patio, we recommend using 4-6 inches for your gravel base and one inch of sand. That’s a total excavation depth of 5–7 inches just for your base, never mind the paver height on top of that. However with using Gator base, you can place one inch of sand on your leveled native soil and place your Gator base on top, removing so much extra work.



Footing Pads

COLOURS



Natural

SIZES (L x W x H)



305 x 305 x 102 mm
12 x 12 x 4 in



457 x 457 x 102 mm
18 x 18 x 4 in



457 x 457 x 152 mm
18 x 18 x 6 in



610 x 610 x 152 mm
24 x 24 x 6 in



Finishing



Polymeric Sand

Polybind Complete G2 is made with a state-of-the-art manufacturing process. Specifically, calibrated sand is mixed with sophisticated intelligent polymers.

This new generation of Intelligent Polymers neutralizes haze and dust. The polymeric sand application is now dust free and haze free. No blower is needed and the intelligent polymeric sand requires only one watering. Polybind Complete G2 is recommended for a variety of uses including pool decks, patios, footpaths, driveways, parking spaces, pavements, etc. Available in Nevada Tan, Oxford Grey, Ivory White and Jet Black.

Snap Edge®

Snap Edge’s unique “Snip & Flex” feature allows total freedom when designing your driveway or sidewalk. You can create unlimited curves and angles in minutes, ensuring an aesthetically pleasing and structurally superior project. This flexibility and strength has made Snap Edge® the premier edging choice of professionals.



Landscape Kits

Landscape kits offer a cost effective way to turn an outdoor space into something special without costly concrete work. Modular in design and timeless in their appeal, Barkman kits offer an efficient way to enhance any space.

Fireplaces
119

Fire Pits
120

Pillars
123

Pizza
Ovens
124

Outdoor
Kitchens
125

Fireplaces



Quarry Stone Fireplace

COLOURS



Sierra Grey



Charcoal Accent

SIZES (H x W x D)

2699 x 1397 x 1156 mm
106.25 x 55 x 45.5 in

Quarry Stone Fireplace Wood Storage

SIZE (H x W x D)

889 x 1016 x 914 mm
35 x 40 x 36 in



Quarry Stone Compact Fireplace

COLOURS



Sierra Grey



Charcoal Accent

SIZES (H x W x D)

1981 x 1118 x 1016 mm
78 x 44 x 40 in

Quarry Stone Compact Fireplace Wood Storage

SIZE (H x W x D)

965.2 x 813 x 711 mm
38 x 32 x 28 in


Fire Pits

Architextures Fire Pit

COLOURS



Ash



Flint



Sterling


SIZES (H x W x D)

400 x 1184 x 1184 (outside) mm	400 x 614 x 614 (inside) mm
15.75 x 47 x 47 (outside) in	15.75 x 24 x 24 (inside) in




Bridgewood Fire Pit

COLOURS



Cedar Brown



Weathered Grey

SIZES (H x W x D)

305 x 864 x 864 (inside) mm	305 x 1270 x 1270 (outside) mm
12 x 34 x 34 (inside) in	12 x 50 x 50 (outside) in



Fire Pits



Quarry Stone Fire Pit

COLOURS



Charcoal



Sierra Grey


SIZES (H x W x D)

305 x 711 x 711 (inside) mm	305 x 1118 x 1118 (outside) mm
12 x 28 x 28 (inside) in	12 x 44 x 44 (outside) in



Rosetta® Belvedere Fire Pit


COLOURS




Copper Canyon



Fond du Lac



Northern Charcoal



Pacific Grey


SIZES (H x D)

381 x 940 (inside) mm	368.3 x (+/-) 73.2 (outside) mm
15 x 37 (inside) in	14.5 x (+/-) 58 (outside) in

Fire Pits

Rosetta® Dimensional Fire Pit

COLOURS



Copper Canyon



Fond du Lac



Northern Charcoal



Pacific Grey

SIZES (H x W x D)

305 x 711 x 711 mm
12 x 28 x 28 in

305 x 1118 x 1118
(outside) mm
12 x 44 x 44 (outside) in



StackStone Fire Pit

COLOURS



Charcoal



Desert Buff



Sierra Grey

SIZES (H x W x D)

305 x 635 (inside) mm
12 x 25 (inside) in

305 x 1067 (outside) mm
12 x 42 (outside) in



Pillars



Quarry Stone Pillar

COLOURS



Sierra Grey




Charcoal Accent

SIZES (H x W x D)

813 x 508 x 508 mm
32 x 20 x 20 in

Rosetta® Belvedere Pillar

COLOURS




Copper Canyon



Fond du Lac



Northern Charcoal



Pacific Grey

SIZES (H x W x D)

914 x 610 x 610 mm
36 x 24 x 24 in



Quarry Stone Compact Pizza Oven

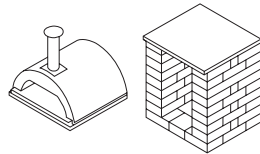
COLOURS (STORAGE UNIT)



Sierra Grey Charcoal Accent

SIZES (H x W x D)

1969 x 814 x 787 mm
77.5 x 32.09 x 31 in




The Quarry Stone Compact Pizza Oven is made up of the Nonno Peppe Pizza Oven unit and the Quarry Stone Storage Unit that acts as a wood storage. These units are sold separately.



Quarry Stone Wood Grill

COLOURS



Sierra Grey Charcoal Accent

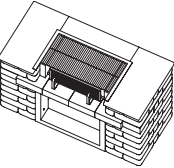
COUNTERTOP



Polished Granular Finish


SIZES (H x W x D)

953 x 1630 x 787 mm
37.5 x 64.19 x 31 in



Quarry Stone Rocket Stove

COLOURS



Sierra Grey Charcoal Accent

COUNTERTOP



Polished Granular Finish

SIZES (H x W x D)

953 x 510 x 851 mm
37.5 x 20.06 x 33.5 in



Outdoor Kitchens

Quarry Stone Grill Base

COLOURS



Sierra Grey



Charcoal Accent

COUNTERTOP

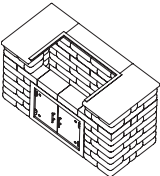


Polished Granular Finish

SIZES (H x W x D)


953 x 1630 x 787 mm
37.5 x 64.19 x 31 in

This kit's opening is 9.5" h x 32" w x 20" d and provides a ½" tolerance to help fit different types of BBQ grill heads 32" or a little bit smaller.




Quarry Stone Grill Surround

COLOURS




Sierra Grey



Charcoal Accent

COUNTERTOP



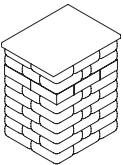
Polished Granular Finish

SIZES (H x W x D)

953 x 611 x 787 mm
37.5 x 24.06 x 31 in

The Grill Surround is sold as one pallet, providing the flexibility of having one or both sides to surround an existing grill.

Two kits are required to complete the Grill Surround setup pictured here.



Outdoor Kitchens




Quarry Stone Fridge Surround

COLOURS



Sierra Grey



Charcoal Accent

COUNTERTOP



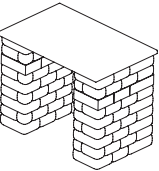
Polished Granular Finish

SIZES (H x W x D)

953 x 1226 x 787
37.5 x 48.25 x 31

The Fridge Surround opening is 38" h x 24" w x 24" d which can support a variety of outdoor refrigerator units

Note: Extended countertops are available.



Quarry Stone Bar Counter

COLOURS



Sierra Grey



Charcoal Accent

COUNTERTOP

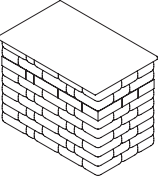


Polished Granular Finish

SIZES (H x W x D)

953 x 1226 x 787 mm
37.5 x 48.25 x 31 in

Note: Extended countertops are available.



Outdoor Kitchens

Quarry Stone Corner Unit

COLOURS



Sierra Grey



Charcoal Accent

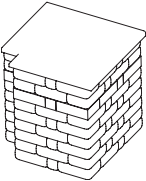
COUNTERTOP



Polished Granular Finish


SIZES (HxWxD)
953 x 953 x 953 mm
37.5 x 37.5 x 37.5 in

Note: Extended countertops are available.




Quarry Stone End Unit

COLOURS



Sierra Grey



Charcoal Accent

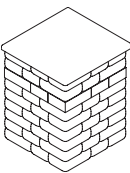
COUNTERTOP



Polished Granular Finish

SIZES (HxWxD)
953 x 749 x 787 mm
37.5 x 29.5 x 31 in

Note: Extended countertops are available.




Outdoor Kitchens

Quarry Stone Curved Bar

COLOURS



Sierra Grey



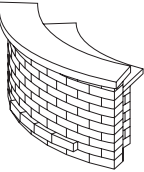
Charcoal Accent

COUNTERTOP



Polished Granular Finish

SIZES (HxWxD)
1092 x 2032 x 762 mm
43 x 80 x 30 in



Quarry Stone Storage Unit

COLOURS



Sierra Grey



Charcoal Accent

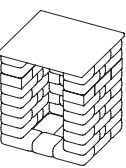
COUNTERTOP



Polished Granular Finish

SIZES (HxWxD)
953 x 814 x 787 mm
37.5 x 32.09 x 31 in

Note: Extended countertops are available.



Hexagon

Site Furnishings

Add distinction to any landscaping project with our wide selection of attractive Site Furnishings. Our simple, yet classic styling makes our furnishings ideal for any application.




COLOURS



Charcoal



Grey



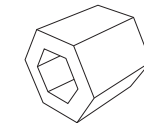
Natural



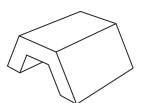
White

SIZES (D x H)

Wall
18 X 20.81 in
457 X 529 mm



Half Wall
18 X 10.41 in
457 X 264 mm




COLOURS




Charcoal



Grey



Natural



White

SIZES (L x W x H)

- 45" Concrete Seat

1143 x 762 x 425

45 x 30 x 16.75
- 45" Planter

1143 x 762 x 425

45 x 30 x 16.75
- 45" Trex Seat Island Mist with Arm/Backrest

1143 x 762 x 459

45 x 30 x 18.06
- 45" Trex Seat Winchester Grey

1143 x 762 x 459

45 x 30 x 18.06
- 45" Trex Seat Island Mist with Arm/Backrest

1143 x 762 x 459

45 x 30 x 18.06
- 45" Trex Seat Winchester Grey with Arm/Backrest

1143 x 762 x 459

45 x 30 x 18.06
- 60" Concrete Seat

1524 x 762 x 425

60 x 30 x 16.75
- 60" Planter

1524 x 762 x 425

60 x 30 x 16.75
- 60" Trex Seat Island Mist

1524 x 762 x 459

60 x 30 x 18.06
- 60" Trex Seat Winchester Grey

1524 x 762 x 459

60 x 30 x 18.06

- 60" Trex Seat Island Mist with Arm/Backrest

1524 x 762 x 459

60 x 30 x 18.06
- 60" Trex Seat Winchester Grey with Arm/Backrest

1524 x 762 x 459

60 x 30 x 18.06
- 90" Concrete Seat and Planter

2286 x 762 x 425

90 x 30 x 16.75
- 90" Trex Seat Island Mist and Concrete Seat

2286 x 762 x 459

90 x 30 x 18.06
- 90" Trex Seat Winchester Grey and Concrete Seat

2286 x 762 x 459

90 x 30 x 18.06
- 90" Trex Seat Island Mist and Planter

2286 x 762 x 459

90 x 30 x 18.06
- 90" Trex Seat Winchester Grey and Planter

2286 x 762 x 459

90 x 30 x 18.06

- 90" Trex Seat Island Mist with Arm/Backrest and Concrete Seat

2286 x 762 x 459

90 x 30 x 18.06
- 90" Trex Seat Winchester Grey with Arm/Backrest and Concrete Seat

2286 x 762 x 459

90 x 30 x 18.06
- 90" Trex Seat Island Mist with Arm/Backrest and Planter

2286 x 762 x 459

90 x 30 x 18.06
- 90" Trex Seat Winchester Grey with Arm/Backrest and Planter

2286 x 762 x 459

90 x 30 x 18.06



Cast Planter


COLOURS




Charcoal



Grey



Natural



White

SIZES (D x H)



Round Small
749 x 775
29.5 x 30.5

Round Medium
898 x 927
35.37 x 36.5

Round Large
1048 x 1079
41.25 x 42.5

SIZES (L x W x H)



Square Small
737 x 737 x 771
29 x 29 x 30.37

Square Medium
889 x 889 x 924
35 x 35 x 36.37

Square Large
1041 x 1041 x 1076
41 x 41 x 42.37



Rectangle Small
889 x 428 x 622
35 x 16.87 x 24.5

Rectangle Medium
1194 x 581 x 775
47 x 22.87 x 30.5


Rectangle Large
1499 x 733 x 927
59 x 28.87 x 36.5



Cast Solutions

Cast Bench

COLOURS




Charcoal



Grey



Natural



White

SIZES (L x W x H)

2286 x 419 x 457 mm
90 x 16.5 x 18 in

With Back
2286 x 546.1 x 812.8 mm
90 x 21.5 x 32 in

Arm Rest (Stainless Steel)
441 x 76 x 292 mm
17 3/8 x 3 x 11 1/2 in



Cast Solutions

Cast & Wheelchair Patio Table

COLOURS



Charcoal



Grey



Natural



White

SIZES (L x W x H)

Cast Patio Table
1757 x 1757 x 470 mm
67 x 67 x 31 in

Cast Wheelchair Patio Table
1561 x 1676 x 787 mm
61.44 x 66 x 31 in




Cast Wheelchair Patio Table

Cast Solutions

Cast Waste Container

COLOURS




Charcoal



Grey



Natural



White

SIZES (L x W x H)

610 x 508 x 1257 mm
24 x 20 x 49.5 in

Note: This can be purchased
as one unit or multiple units
combined.



Benches



One40Two Bench

COLOURS




Charcoal



Grey



Natural



White

SIZES (L x W x H)

2121 x 451 x 457 mm
83.5 x 17.75 x 18 in

With Back
2121 x 671.58 x 823.98 mm
83.5 x 26.44 x 32.44 in

Skyline Bench

COLOURS




Charcoal



Grey



Natural



White

SIZES (L x W x H)

1828.8 x 444.5 x 498.6 mm
72 x 17.5 x 19.63 in

Plaza Bench

SIZES (L x W x H)
1829 x 800 x 914 mm
72 x 31.5 x 36 in



Brandon Bench

SIZES (L x W x H)
1829 x 559 x 470 mm
72 x 22 x 18.5 in
(straight or curved)



Wellington Bench

SIZES (L x W x H)
1880 x 610 x 432 mm
74 x 24 x 17 in



Ping Pong Table

COLOURS



Charcoal Grey Natural

SIZES (L x W x H)

2743 x 1524 x 762 mm
108 x 60 x 30 in

Waste Containers & Snuffers

SIZES (L x W x H)

Classic Square
610 x 610 x 1016 mm
24 x 24 x 40 in

Classic Round
559 x 787 mm
22 x 31 in

Pebblestone Snuffers
10" Square
254 x 254 x 610
10 x 10 x 24

18" Square
457 x 457 x 610
18 x 18 x 24

22" Square
559 x 559 x 762
22 x 22 x 30

Classic Square Recycling
610 x 610 x 1016 mm
24 x 24 x 40 in


Classic Round
with Dome Lid
660 x 1118 mm
26 x 44 in



Event Barrier

- Features and Benefits:**
- Helps maintain social distancing efforts in public spaces
 - Provide a barrier from vehicular traffic while allowing a smooth flow of pedestrian traffic
 - Create a stylish formation that gives pedestrians alternating viewpoints, enhancing the experience in public spaces or events
 - Offer advertising options for various events and event sponsors or have the concrete face etched with your business logo or city name
 - The angled form allows barriers to be stacked together for efficient storage

COLOURS



SIZE (L x W x H)
2438 x 1029 x 927 mm
96 x 40.5 x 36.5 in



Note: This product can be purchased as one unit or multiple units combined.

Specialty Products

Barkman has you covered when it comes to the perfect finishing touches for your projects. Whether you’re looking to improve drainage around your property, protect entranceways or simply provide convenience – these specialty products are not only decorative, but are highly functional and essential.

Splash Pads



Bicycle Stand



Curbs



Boat Ramp Pads



Rain Drain/Floor Drain



Important Information

Barkman Certified Accessories

A great hardscape begins with proper installation. That’s why we recommend and supply Barkman certified accessories like Alliance polymeric sand products and Snap Edge to protect your Barkman investment. Use Snap Edge to create unlimited curves and angles in minutes, ensuring an aesthetically pleasing and structurally superior landscape project. For more details, download the *Barkman 2022 Specifications Guide* at BarkmanConcrete.com.

The Environment

At Barkman we are committed to being good stewards of the planet. Not only are our products excellent choices for people concerned about the environment, we employ environmental best practices throughout our manufacturing and operations whenever possible.

Quality and Support Pledge

All Barkman products are guaranteed to meet or exceed the Canadian Standards Association (CSA) standards. We use only superior grade materials and employ stringent quality control measures throughout the manufacturing process to ensure a quality product every time. We also support our products with one of the industry’s largest network of dealers and contractors. When you need us, we’ll be there to help.

Transferable Lifetime Warranty

Barkman Concrete warrants the structural integrity of our paving stone, slabs and retaining wall units. For homeowners, we offer a transferable lifetime warranty, where we will replace or repair at our option, without charge any defective product installed and maintained to our guidelines under normal use. Commercial uses have specific warranties as well. For more information, please go to our website at BarkmanConcrete.com/about/warranty.

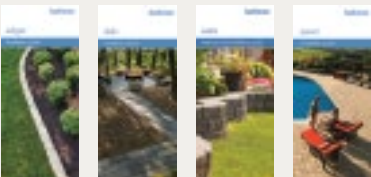
How to Order

Ordering Barkman products is as simple as calling or visiting one of our many dealers or contractors. Go to BarkmanConcrete.com/find-a-dealer for a full list of dealers and to find one in your area. Please be ready to specify product style and colour choice if required. If working directly with a contractor, please be sure to specify Barkman products to ensure Barkman quality. For commercial or municipal projects, go to BarkmanConcrete.com/commercial-solutions and contact our commercial product consultants. Note that all specifications in this product catalogue are nominal.

Actual Colours May Vary

Every effort has been made to ensure accuracy in the colour representations found in this product catalogue. However, due to the natural characteristics of concrete, the manufacturing process and print reproduction, actual colours in the final product may vary from that shown.

Installation and Project Estimation Support




Barkman provides easy-to-read installation guides that contain simple step-by-step instructions to help make installation a snap. Visit BarkmanConcrete.com/resources to download a copy. Our website also features a project calculator that allows you to easily estimate the quantity of Barkman material and accessories you will need for your project.

Barkman Concrete Limited is a proud member of the Interlocking Concrete Pavement Institute.



Basic Paver Installation



Barkman products can be installed by the do-it-yourselfer, however a certain degree of landscaping skill is required. These are examples of a basic paver and retaining wall installations to provide you with an idea of the process involved. For more in depth installation guides for specific products, or to find an authorized Barkman installer, visit BarkmanConcrete.com.

Caution: Before any digging, always consult your local utility companies for the location and depth of pipes, cables and conduits. Dry sawing or grinding of concrete products may result in the release of respirable crystalline quartz. Prolonged exposure to respirable crystalline quartz may cause delayed (chronic) lung injury (silicosis). The use of a NIOSH-approved respirator and tight fitting goggles is recommended when sawing or grinding operations are in progress.

Equipment Needed

Broom, concrete saw, guide string, gloves, hammer (0.9–1.4 kg/2–3 lb.), knee pads, pencil, plate compactor, rake, level, wood leveling board (51 x 102 mm, 2.4–3.0 m/2 x 4 in., 8–10 ft. long), leveling guides (two, 25.4 mm/1 in. diameter pipes or wood, 3.0 m/10 ft. long), shovel, spray paint, stakes, tape measure, safety glasses, trowel, wheelbarrow

Getting Started

- Layout design on paper
- Estimate required amount of Barkman product, edge restraint (Barkman Snap Edge recommended), coarse granular base and coarse bedding sand needed (see BarkmanConcrete.com for product calculator)

Ground Preparation

- Transfer design onto the ground at the site using spray paint
- Mark the top of the desired finished surface, using stakes and guide string (A) (for minimal slope drainage, 25.4 mm/1 in. of vertical elevation for every 2.4 m/8 ft. of horizontal surface is recommended)
- Excavate ground below the surface guide string line (B) to desired depth (see install guides at BarkmanConcrete.com)
- Spread granular base (C),

dampen and compact with a plate compactor, 76 mm/3 in. below surface guide string (do not walk on screed sand base)

Installing Pavers

- Install edge restraint (D) on starting edge
- Spread 25.4 mm/1 in. layer of bedding sand (E), using the leveling boards and leveling guides
- Lay pavers (F), keep level to surface guide string and use additional guide string to keep pavers square
- Use concrete saw to cut pavers as needed to fit your design

Finishing

- Install edge restraint on remaining edges
- Sweep coarse sand or polymeric sand into all spaces between pavers, repeat step after 2 days (see instructions on polymeric sand packaging for further details)

Completely Modular Kits

With a wide range of combinations that will fit every backyard size, Barkman’s Quarry Stone Outdoor Kitchen kits can be combined with other landscape kits for greater flexibility. They can also work around existing outdoor features, such as an existing stand-alone grill.

Basic Wall Installation

Equipment Needed

- Broom, chisel, concrete saw, guide string, gloves, rubber mallet, knee pads, pencil, rake, level, shovel, stakes, tape measure, safety glasses, trowel, wheelbarrow

Getting Started

- Layout design on paper
- Estimate required amount of Barkman product, well-graded granular base, top soil, filter cloth and masonry adhesive needed (see BarkmanConcrete.com for product calculator)

Ground Preparation


- Excavate a trench (A) 203–305 mm/8–12 in. deep and 406–610 mm/16–24 in. wide along the entire length of the wall (larger walls require larger trenches – see specific product installation guides for exact details)
- Compact base soil to ensure stability (B)
- Lay filter cloth (C) under granular base and against the exposed face of the excavation
- Spread 102–152 mm/4–6 in. layer of granular base (D), compact
- Position leveling string to mark location of the first course

Installing Units

- Lay first course (E) on prepared base (at least 51 mm/2 in. below grade), keep each unit level front to back and side to side
- Place drain tile (F) on prepared base, behind the first course
- Sweep top of first course, place next offsetting course (G), back fill with granular rock on top of filter cloth Repeat offsetting courses (H) and back fill until desired height is reached
- Secure last course (I) with adhesive and apply pressure to secure

Finishing

- 152 mm/6 in. from top of wall, pull filter cloth back towards the wall, on top of back fill (J)
- Fill remaining space with top soil (K) (cover the pulled back filter cloth) to make ground level with wall
- Fill remaining trench space in front of the wall with top soil (L) sloping away from the wall



Our Locations

Steinbach Office and Distribution Centre

152 Brandt Street
Steinbach, MB
R5G 0R2
T 204 326 3445
1 800 461 2278
F 204 326 5915
Steinbach@BarkmanConcrete.com

Winnipeg Office and Distribution Centre

901 Gateway Road
Winnipeg, MB
R2K 3L1
T 204 667 3310
1 800 342 2879
F 204 663 4854
Winnipeg@BarkmanConcrete.com

Calgary Office and Distribution Centre

813 McCool Street
Box 1136,
Crossfield, AB
T0M 0S0
T 403 946 4630
F 403 946 4631
Calgary@BarkmanConcrete.com

Vancouver Office

2104-290 Newport Drive
Port Moody, BC
V3H 5N2
T 778 689 7670
1 800 461 2278 F 604 949 0321
Vancouver@BarkmanConcrete.com

Merritt Office and Distribution Centre

1132 Midday Valley Road
Merritt, BC
V1K 1M9

Saskatoon Distribution Centre

3550 Idylwyld Drive North,
Saskatoon, SK
S7L 6G3
T 1 800 461 2278

Kelowna Distribution Centre

1904 Old Okanagan Highway,
West Kelowna, BC
V4T 1T8
T 1 800 461 2278



BarkmanConcrete.com



Made in Canada

