



Integral Color for Ready Mix Concrete

We are the pigment
of your imagination!



- Vibrant
- Permanent & Non-Fading
- Cost-Effective
- Maintenance-Free
- Eco-Friendly & Non-Toxic



Ready Mix Color Chart



Integral Color for Ready Mix Concrete

Highly concentrated, requiring less pigment to create vibrant colors.

Permanent, sunfast and weather-resistant.

Packaged in pre-measured bags that disintegrate in the mix for easy, clean use.

Pigments can be added to any concrete mix.

FINISHING:

Step 1. Place the concrete and strike it off using recognized methods.

Step 2. Use a vibrating screed or magnesium float. Always work in one direction. Stop the floating if any bleed water appears, as this can cause scaling and discoloration. Wait until the bleed water has evaporated to resume floating.

Note: A power trowel or a magnesium hand float can be used to create a smooth finish, but use caution; overworking the surface will cause discoloration.

Step 3. Stamping and other finishing techniques (such as broom, rotary, textured patterns, or exposed aggregate) can be performed after floating. Do not let the concrete get too hard before finishing, but allow sufficient time for it to set; rushing steps can alter the final appearance of the concrete.

PACKAGING:

One bag corresponds to one pre-measured unit of color for one cubic yard (US) or one cubic metre of concrete.

Interstar pigment is packaged in special disintegrating bags that are added directly to the ready mix truck for a clean, easy job. Decreased handling means increased workplace safety and greater efficiency.

Note: Occasionally, bags may not completely disintegrate due to worn fins, improper mixing, etc. Please instruct finishing crews to watch for paper when the concrete is in the discharge chute. If paper is found, additional mixing may be required. If desired, the pigment bag may be cut open, and the pigment added directly into the concrete mix.

LIMITATIONS:

The optimal recommended dose of pigment ranges from 2% (1 bag) to 7% (3 bags) based on the weight of the cementitious materials. The color saturation point is 10% (4 bags). Higher doses will not enhance the color and may significantly degrade the durability of the finished product. Doses below 1% (½ bag) will result in uneven color and a washed-out appearance.

Please see Interstar's warranty for complete details.

IMPORTANT:

This color chart is approximate and does not depict the exact colors that can be attained. These samples were developed in a controlled environment using materials that vary from one location to another. Many factors will affect the color of the finished product, including but not limited to: the materials used, workmanship, finishing techniques, curing / sealing and the weather. This color chart must be used only as a guideline. A test pour is highly recommended to make sure the results meet your expectations.

DO

- A test pour is highly recommended to be sure the results will meet your expectations.
- Use a qualified decorative concrete contractor who has experience working with integrally colored concrete.
- Use a mix design suitable for your specific application.
- Admixtures will cause variations in the color. If used, they must be used consistently throughout the job to ensure uniform coloring from batch to batch.
- Make sure that every truck contains the same number of yards/metres of concrete.
- Place the concrete at an even thickness throughout.
- Finish all surfaces in the same time frame after placing, and in the same direction when troweling.
- Always use clean tools. Use new brooms if a broom finish is desired.
- Be sure the concrete cures evenly and consistently, and all areas dry at the same rate to avoid color variations.
- Allow the concrete to cure for 30 days before inspecting the color or appearance. Colored concrete continues to lighten until it is fully cured.
- Allow the concrete to cure for approximately 30 days and be sure it is uniformly dry before applying sealer.

DON'T

- **NEVER ADD WATER** to the tools, the surface of the concrete or the ready mix truck on site. NEVER.
- Don't use fly ash or slag in the mix design; they will affect the color.
- Don't pour concrete when the weather is unfavorable, or when the temperature is below 50 °F (10 °C).
- Avoid projects that require several small pours.
- Avoid pouring on different days.
- Avoid casting shadows over the area. Concrete poured in shaded areas is a different temperature than that poured in unshaded areas. This may result in color variations.
- Never use calcium chloride or any accelerators.
- Don't finish with long-handled Fresno trowels.
- Don't use dirty or wet tools.
- Don't over-finish, as this may darken the surface.
- Don't fog the surface with water.
- Don't use wet coverings, plastic sheeting, waterproof paper, or liquid membrane curing compounds.





JN-2400R (1 bag) Champagne
JN-2400R (2 bags) Champagne
JN-4010R (1 bag) Gold
JN-4010R (2 bags) Gold
JN-4411R (1 bag) Bamboo
JN-4416R (1 bag) Buff
JN-4416R (2 bags) Buff



JO-4131R (1 bag) Sahara
BN-1703R (1 bag) Copper
BN-1703R (2 bags) Copper
JO-4134R (1 bag) Orange Blossom
JO-4134R (2 bags) Orange Blossom
JO-6435R (1 bag) Sedona
JO-6435R (2 bags) Sedona



BN-1701R (1 bag) Taupe
BN-2520R (1 bag) Chaps
BN-2520R (2 bags) Chaps
BN-1705R (1 bag) Rustic
BN-1705R (2 bags) Rustic
BN-1711R (1 bag) Hazelnut
BN-1711R (2 bags) Hazelnut



BL-3212R (1 bag) Silver Diamond
JO-7950R (1 bag) Camel
JO-7961R (1 bag) Desert Sand
BN-2739R (1 bag) Stone Castle
BN-2739R (2 bags) Stone Castle
BN-2681R (1 bag) Willow
BN-2680R (1 bag) Willow



NR-5011R (1 bag) Shadow Gray
NR-5010R (1 bag) Gray Cloud
NR-5010R (2 bags) Gray Cloud
NR-5171R (1 bag) Midnight Bay
NR-5157R (1 bag) Monsoon
NR-5157R (2 bags) Monsoon
NR-5105R (1 bag) Smoke



BN-2730R (1 bag) Biscuit
BN-2978R (1 bag) Chocolate Fudge
BN-2978R (2 bags) Chocolate Fudge
BN-2550R (1 bag) Khaki
BN-2550R (2 bags) Khaki
VT-3450R (1 bag) Olive
VT-3450R (2 bags) Olive



Ready Mix
Color Chart



JO-7960R (1 bag) Goldenrod
JO-7960R (2 bags) Goldenrod
BN-2530R (1 bag) Nutmeg
BN-2530R (2 bags) Nutmeg
BN-2531R (1 bag) Potter's Clay
BN-2531R (2 bags) Potter's Clay
JO-4159R (1 bag) Mystic Shadow



RG-2827R (1 bag) Baja Red
RG-2827R (2 bags) Baja Red
RG-2832R (1 bag) Salmon
RG-2832R (2 bags) Salmon
RG-2835R (1 bag) Egyptian Red
RG-2835R (2 bags) Egyptian Red
RG-2846R (2 bags) Raspberry




BN-1711R (3 bags) Santa Fe Tan
BN-1714R (1 bag) Santa Fe Tan
BN-1714R (2 bags) Santa Fe Tan
RG-3077R (1 bag) Redwood
RG-3077R (2 bags) Redwood
RG-3072R (1 bag) Maroon
RG-3072R (2 bags) Maroon



BN-2680R (2 bags) Balsam Wood
BN-2680R (3 bags) Balsam Wood
BN-1616R (1 bag) Plum
BN-1616R (2 bags) Plum
BN-2510R (1 bag) Maple
BN-2510R (2 bags) Maple
BN-2510R (3 bags) Maple



NR-5105R (2 bags) Steel Blue
NR-5105R (3 bags) Steel Blue
NR-5177R (1 bag) Steel Blue
NR-5177R (2 bags) Steel Blue
NR-5790R (1 bag) Black Onyx
NR-5790R (2 bags) Black Onyx
NR-5790R (3 bags) Black Onyx



VT-2244R (1 bag) Moss
VT-2244R (2 bags) Moss
VT-2244R (3 bags) Moss
RG-2870IR (2 bags) Desert Red
CB-2580IR (2 bags) Cabernet
CB-2590IR (1 bag) Blue Sea
CB-2590IR (2 bags) Blue Sea

Not for Outdoor Use